



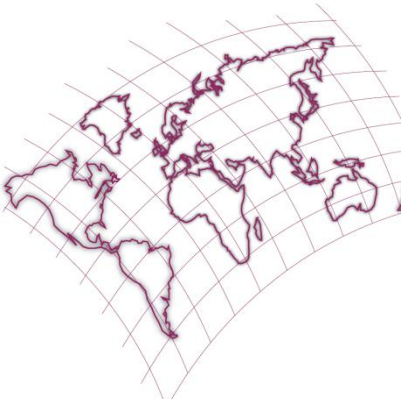
Jacques Drouin  
September 8,  
2011

# International Election Observation

---



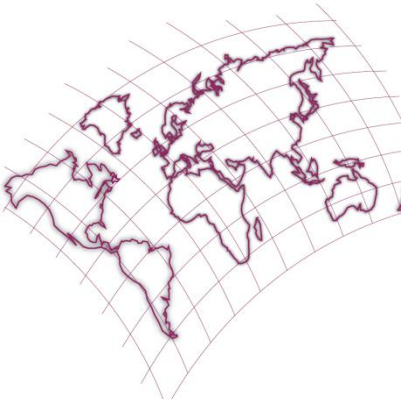
LE DIRECTEUR GÉNÉRAL  
DES ÉLECTIONS DU QUÉBEC



# Presentation

---

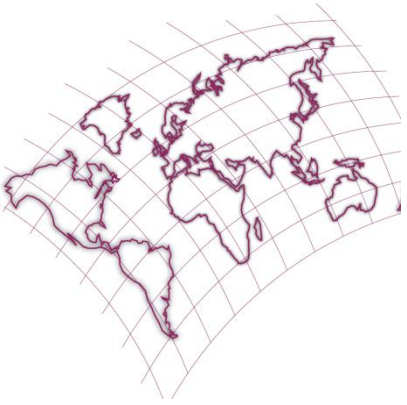
1. The principles of a fair, honest election and the main steps in an election process
2. Election observation: Principles and ethics
3. Preparing an election observation mission
4. Election observation mission procedure



# 1.1 Principles of a fair and honest election

---

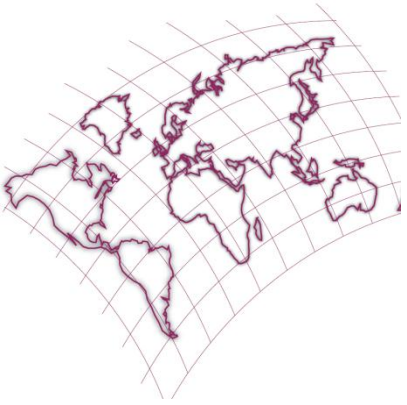
- Freedom of expression and freedom of association
- Right to meet and right to equality
- Free and secret vote
- Fair, neutral and transparent election authorities



## 1.2 Main steps in an election process

---

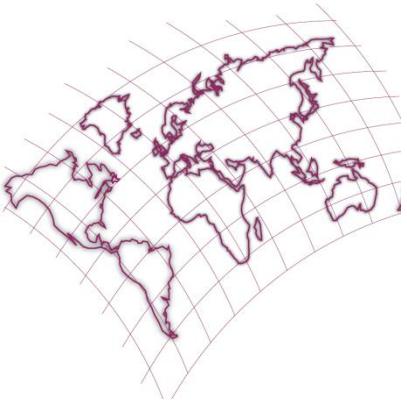
- Voter registration
- Candidate registration
- Election campaign
- Poll
- Counting of votes
- Official publication of results



## 2. Election observation: Principles and ethics

---

1. Objectives of election observation missions
2. Best election observation conditions
3. Observers' characteristics
4. Observers' code of ethics
5. Challenges facing observers



## 2.1 Objectives of election observation missions

---

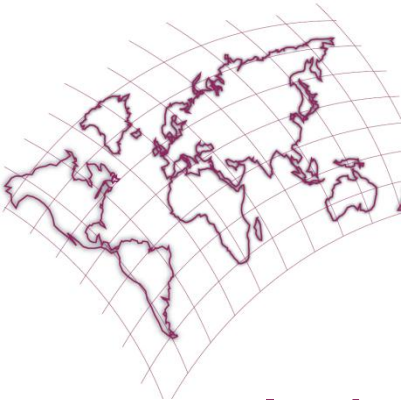
- To promote transparency in the election process
- To assess the integrity and credibility of the election process
- To reinforce voter and candidate trust
- To help ensure acceptance of the outcome
- To witness the polling procedure



## 2.2 Conditions of success for election observation

---

- Observers invited and accredited by the host country
- Internationally-known organization (UN, EU, OIF, OAS, COPA, etc.)
- Freedom of movement, freedom of observation
- Respect for host country's sovereignty and current legislation



## 2.3 Observers' qualities

---

- Independent mindset, impartiality and objectivity
- Knowledge of electoral rules and techniques
- Knowledge of the host country and its electoral system

\* \* \* \* \*

*\*Election observation by Members of Parliament\**







## 2.4 Observers' code of ethics

---

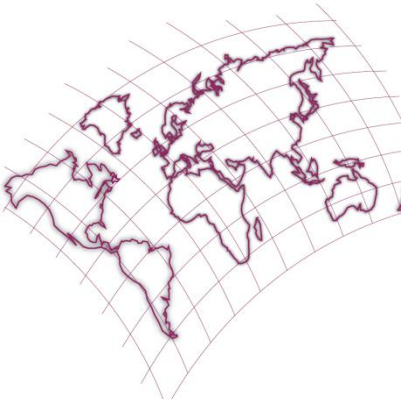
- Act neutrally
- Respect the country's sovereignty
- Avoid situations involving conflicts of interest
- Relations with the media
- Draft the mission report accurately and objectively



## 2.5 Challenges for observers

---

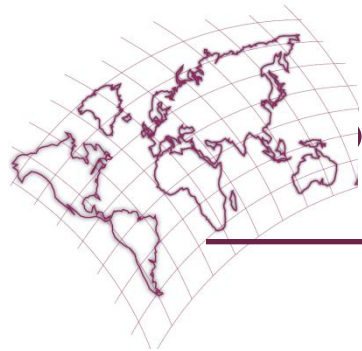
- Preparation time
- Deployment, use of time and duration of the mission
- Collecting accurate, valid and representative information
- Consensus building



# 3. Preparing an observation mission

---

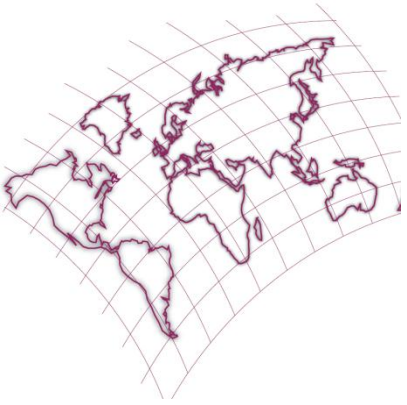
1. Knowledge of the host country
2. Knowledge of the legal, political and electoral context



## 1.1 Knowledge of the host country

---

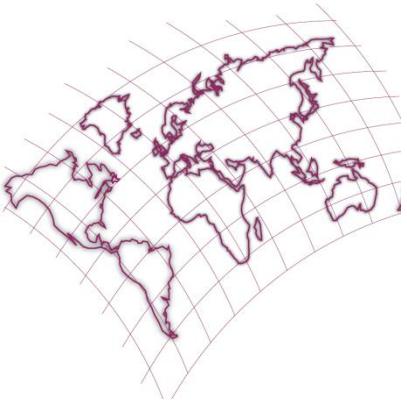
- Political history and election history
- Current economic and political situation
- Features of the civil society
- Interventions by foreign countries and multilateral organizations
- Climate and geography



## 3.2 Knowledge of the legal, political and electoral context

---

- Familiarity with:
  - Legal texts
  - The political and judicial system
  - The election schedule
  - The organization administering the election
  - What happened during previous elections



# 4. Observation mission procedure

---

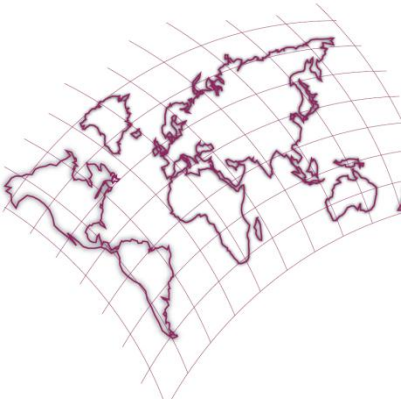
1. Types of observation mission
2. Activities prior to polling day
3. Observation activities on polling day
4. Activities following polling day



## 4.1 Types of observation missions

---

- Long-term
  - Small group of experts
  - Arriving several weeks prior to the poll
  - Helping to coordinate the short-term mission
- Short-term
  - Many observers
  - Arriving one week before polling day
  - Training on election observation and political issues
  - Meetings with political parties and the civil society
  - Deployment for observation on polling day
  - Press release and mission report

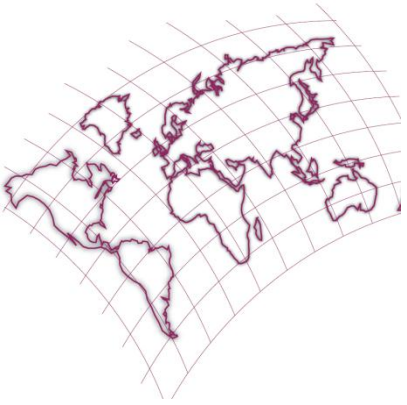


## 4.2 Activities prior to polling day

---

- Two to five days before polling day
  - Updating of knowledge
  - Training
  - Analysis of election climate
  - Contacts with political parties
  - Observation of pre-election activities





## 4.3 Observation activities on polling day

---

- Formation of teams of observers
- Deployment of observers throughout the country
- Observation:
  - Opening and layout of polling stations
  - Conduct of election officers
  - Conduct of voters
  - Opening of ballot boxes
  - Counting of ballots and dissemination of results



## 4.3 Observation activities on polling day

---

### During polling:

- Location and opening times of polling stations
- Composition of polling station
- Are the ballot boxes empty and sealed?
- Comprehensive nature of list of electors and electors' cards?
- Obstruction, intimidation or violence?
- Waiting time?
- Is the vote secret?
- Is there a vote-buying system?
- Closing time of polling stations



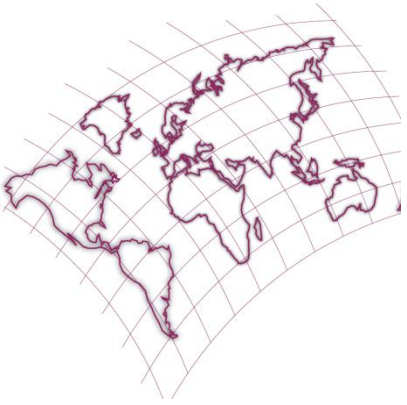


## 4.3 Observation activities on polling day

---

### During the count:

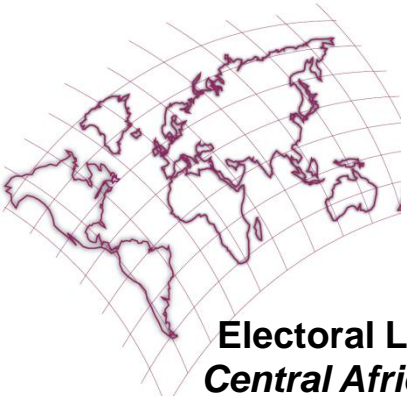
- Who is present and who can observe the count?
- Are the election officers familiar with the rules, and do they apply them?
- Are unused or spoiled ballots compiled?
- How are the reports and results sent?
- How are the results centralized and compiled?
- Is there a legal contestation process?
- How are the results certified?



## 4.4 Activities following polling day

---

- One to three days after polling day
  - Are there any legal complaints?
  - Have the results been accepted?
  - Post-poll meeting of observers
  - Preparation and distribution of the press release
- In the weeks following the mission
  - Preparation of the report (remote)



# Thank you for your attention

**Electoral List  
Central African**



**Polling Booth  
Niger 2011**



**Vote  
Mexico 2009**



**Count  
Central African**



**Recording  
Bolivia 2009**



**Centralization of Results  
Chad 2011**

